

## EXC-P35AP6 LED Pixel Light



Application Environment:  
Indoor  
Outdoor

### Description

**EXC-P35AP6 full color series** are a full-color LED series string LED pixel, which are designed for outdoor landscape lighting by EXC-LED. Each EXC-35AP6 pixel is a separate lighting pixel, and each pixel can realize 8/16bit grades gray scale changing. They can be used for indoor and outdoor applications, Customized pixel pitch, and easy installation.

### Features

- The newest generation technology: DMX512 parallel bus design
- Integrated clip-on endless connection
- Fully sealed and waterproof design with high thermal conductive adhesive imported from Germany
- Special outdoor lightning and ESD protection

### Basic Specifications

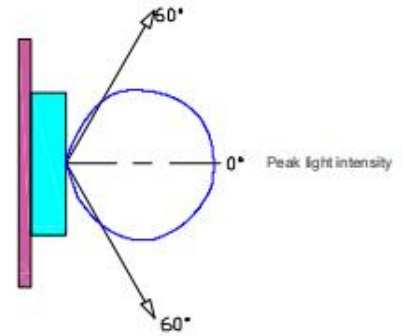
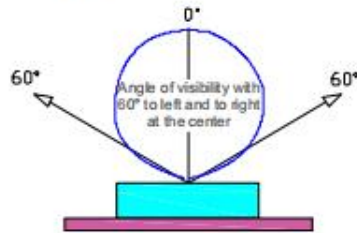
Color	W(2200K-6500K), RGB, RGB+W, etc...
Working Voltage	15V/24V
Max. Power Consumption	0.9W/1.2W/1.5W/1.8W
Light Source	4/6pcs SMD LEDs
CRI	80
Control	ON/OFF, DMX512
Grey Scale	8bit, 16bit
Source Life	50,000h
RDM	Optional
LED chip Brand	Optional(Cree, OSRAM, Lumileds, Epistar, etc...)
Cover	PC(Transparent,Opal)
Housing	PC+ABS
Weight	38g
Dimensions	65mm x 35.5mm x 18mm (L x W x H, exclude Mounting Bracket)
Installation	Installation By Aluminum Profile
Working Temperature	-40°C to 60°C
Storage Temperature	-40°C to 70°C
Protection Rating	IP66
Luminous Flux	25LM/W(RGB), 50LM/W(White), 30LM/W(RGBW)

Central Light Intensity	20/25cd(W) 7.5/12.5cd(RGB) 18.75/20cd(RGB+W)
Beam Angle	105°

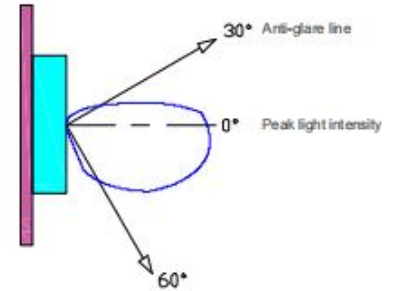
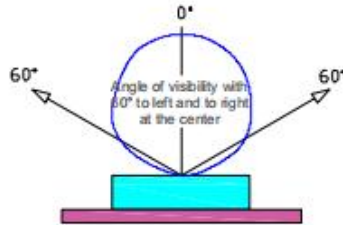
### Light Intensity Distribution

Light Intensity Chart

Conventional

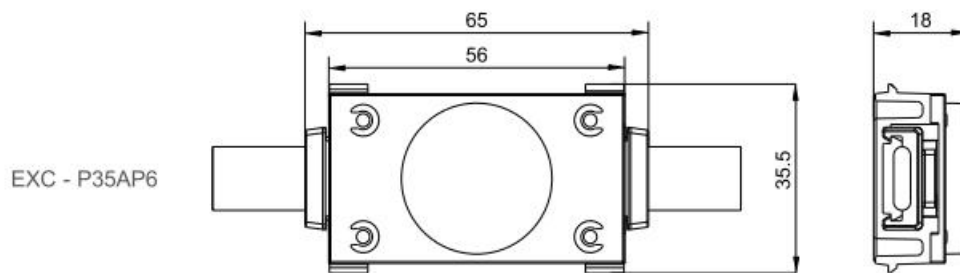


Polarization

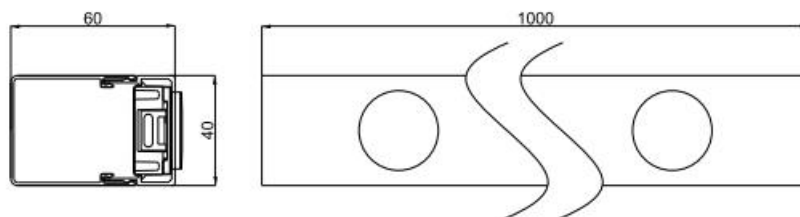


### Physical Dimension

Unit: mm



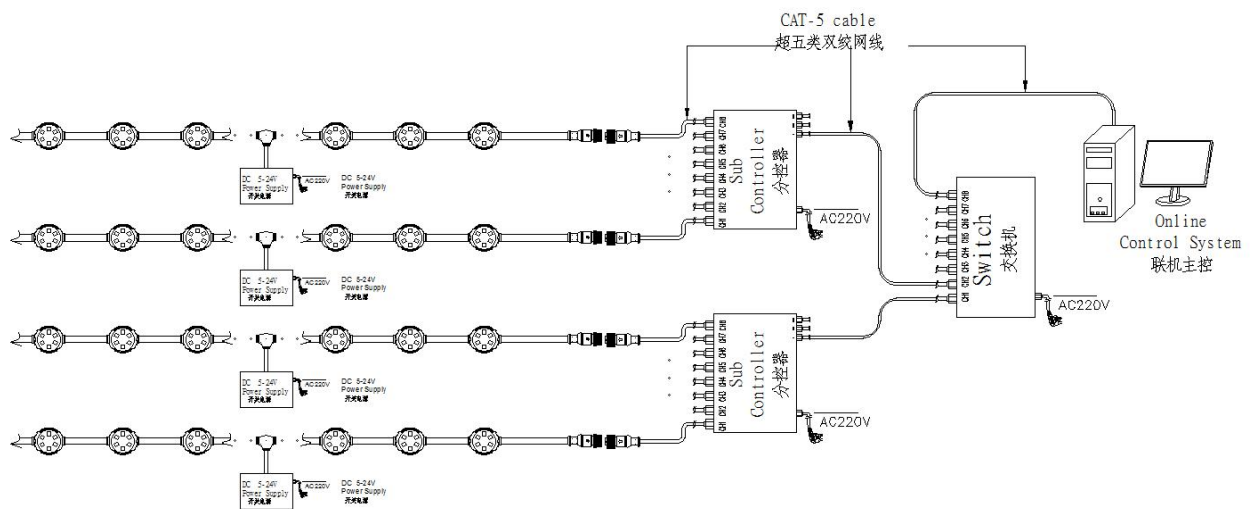
### Mounting By Aluminum Profile



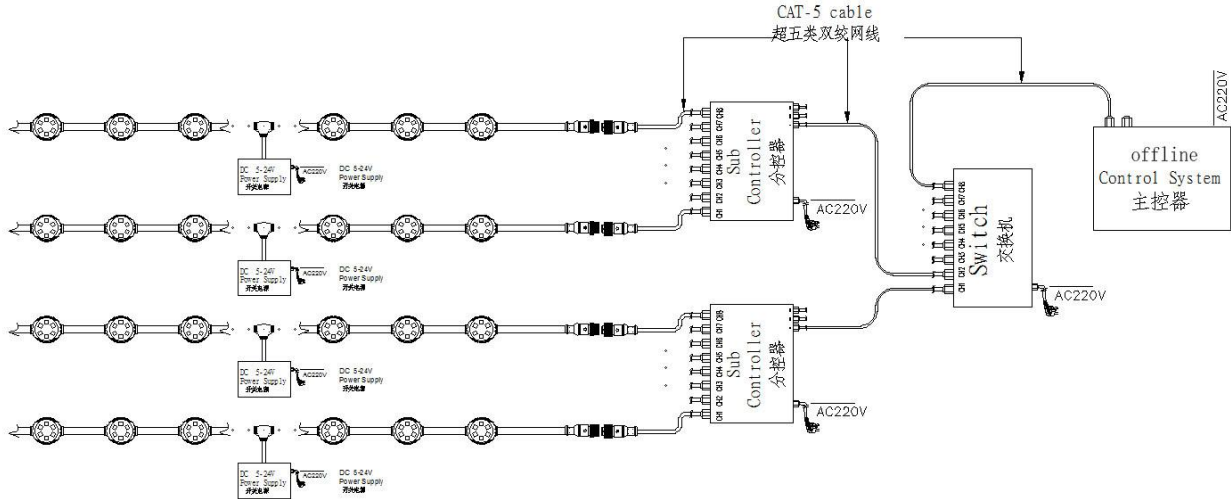
### System connection diagram:

- 1、 Host controller should connect with slave controller. Working voltage for controllers are AC220V.
- 2、 On-line main controller should connect with slave controller, on-line main controller and sub controller working voltage are AC220V.
- 3、 each sub-controller with 8 ports, with each port 512 pixels, supporting data converter, supports 100 meters ultra-long haul transmission.
- 4、 The CAT-5 e. cable distance should be within 100 meters between host controller and slave controller, between slave controllers and switch, etc.

### Online Controlling System Diagram



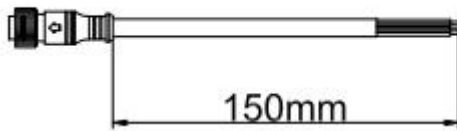
### Offline Controlling System Diagram



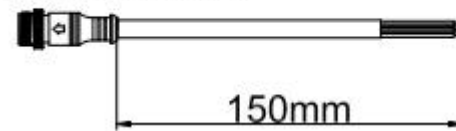
**Accessories :**

**1: Female and Male Connector( Connect to first dot light for signal transmission)**

Female Connector

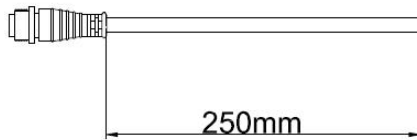


Male Connector

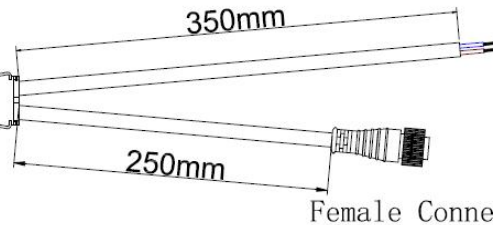


**2: Y Shape Connector(For power Distribution)**

Male Connector



350mm



Female Connector

**3: Interconnection Cable(1.3M,3M,5M is standard length)**

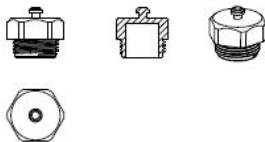
Female Connector



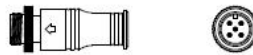
Male Connector



**4: End Cap**



Male Connector



Male Connector