

EC-T1616 SMD灯带规格书



应用环境:

Application Environment:

室内 Indoor

室外 Outdoor



基本参数Basic Specifications

色彩Color Range	W/RGB/RGBW
光源Light Source	SMD W/RGB/RGBW LED
寿命 Source Life	35,000h
材质Material	硅胶silicon
重量Weight	0.35kg/m
最大级联长度Max. length	5m

工作条件Environmental Specifications

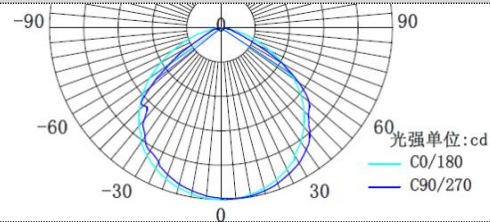
工作温度Working Temperature	-20°C to 45°C
储存温度Storage Temperature	-20°C to 50°C
防护等级Protection Rating	IP66

电气参数 Electrical Specifications

工作电压Working Voltage	DC24V
最大功率Max. Power	17.8W
光学参数 Optical Specifications	
光束角Beam Angle	≥120°

配光曲线 Light Intensity Distribution

光强分布图
Light Intensity Chart



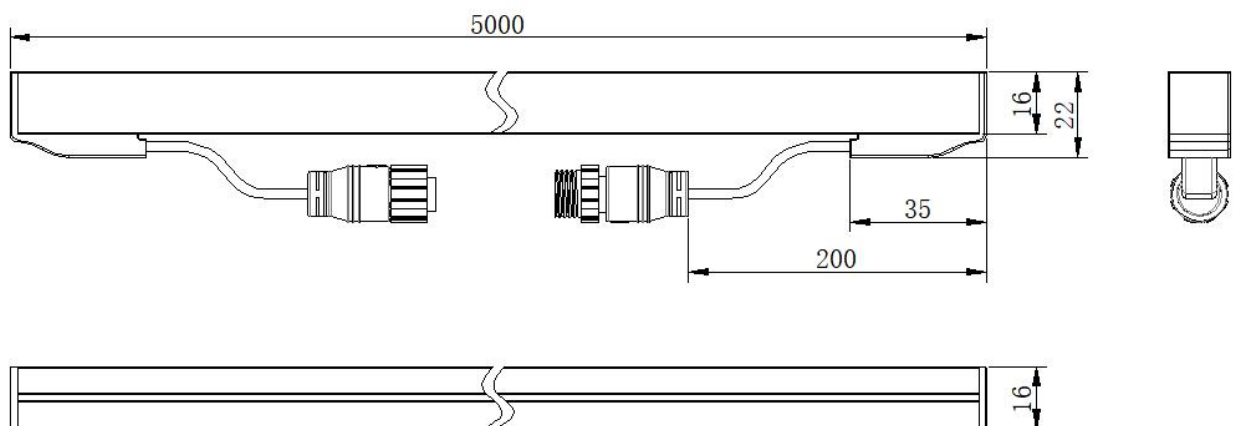
可提供型号 Order Info

产品型号	工作电压	功率	光源	控制协议	灰度级别	材质	能效值	灯珠品牌
EC-T1616	DC24V	11W	120 颗 W	ON/OFF	/	硅胶	40lm/w	可选
EC-T1616	DC24V	13W	120 颗 W	DMX512 10 段	高灰	硅胶	40lm/w	可选
EC-T1616	DC24V	13W	60 颗 RGB	DMX512 10 段	高灰	硅胶	20lm/w	可选
EC-T1616	DC24V	17.8W	60 颗 RGBW	DMX512 10 段	高灰	硅胶	30lm/w	可选

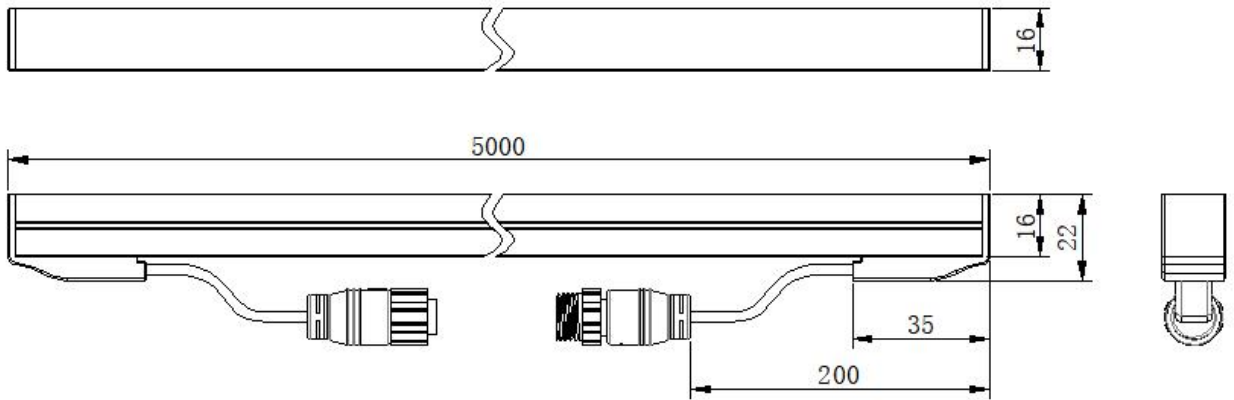
产品尺寸图: Physical Dimension

单位: mm Unit: mm


侧出线: Side outlet line



底出线: Bottom outlet line

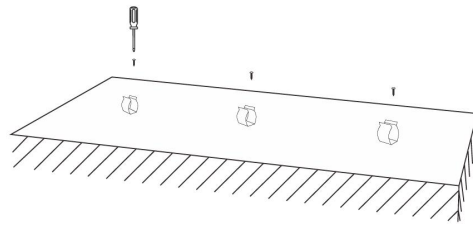


产品效果： Product effect

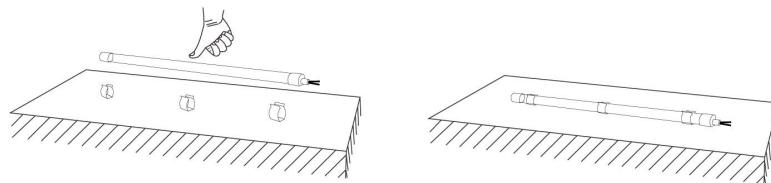


安装示意图： Installation Diagram

第一步：用螺丝把卡扣固定在安装位置



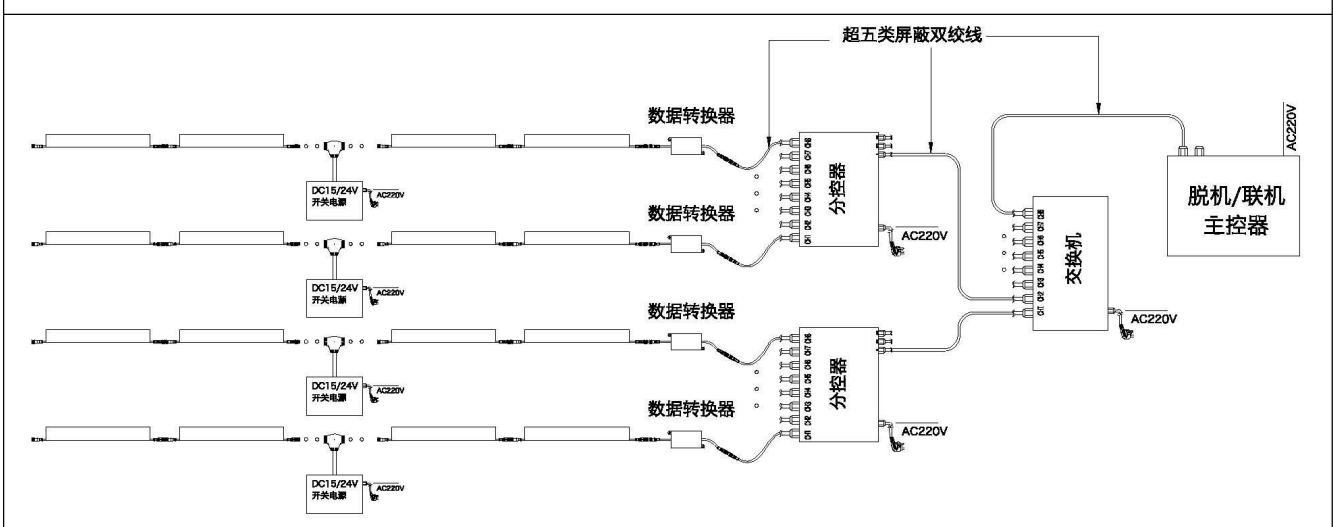
第二步：把灯带压入左图卡扣中，安装后效果如右图所示



系统连线图：System Connection Diagram

- 1、主控器配套分控器使用、数据转换器使用，主控、分控工作电压AC220V
 - 2、每台分控8端口，每端口可带40米
 - 3、主控与交换机之间，交换机与分控之间、分控与分控之间、分控与数据转换器之间采用超五类双绞线，每段最大距离不超过150米；数据转换器到第一台灯具最大距离不超过2米
1. Host controller should connect with Data adaptor and slave controller. Working voltage for controllers are AC220V, the voltage for data adaptor is the same as the lighting fixture.
 2. Each slave controller has 8 ports, each port can support 120 pcs of LED lighting fixture.
 3. The CAT-5 e. cable distance should be within 150 meters between host controller and slave controller, between slave controllers and switch, etc. The distance from first lighting fixture to data adaptor should be within 2 meters.

脱机系统图 Offline Controlling System Diagram



联机系统图 Online Controlling System Diagram

